



VSEE Secure Video Tools

Virtual Clinic Sign-Up Process



See: The following slides will walk you through the process of launching your virtual practice.

1. Actual email sent to providers to complete their registration
2. Clinic set up – Providers can add customized URL, Clinic name, profile photo and Bio
3. Automatically send Business Associate Agreement to the registered email
4. Secured payment page
5. Training resources link for the VSee Clinic (video and manuals): <https://vsee.com/tutorials/bvc>



See: After registering the provider will receive the following Email

The screenshot shows the VSee Clinic registration interface. At the top left, the text "VSee Clinic" is displayed in green. Below this is a white registration box with the title "VSee Clinic Setup for Providers". Inside the box, there is a "Work Email" field with a red asterisk, containing the placeholder text "you@company.com". Below the email field is a checkbox labeled "I confirm that I am not a patient" with a red asterisk. At the bottom of the box is a green "SIGN UP" button.



See: Clinic set up – Providers can add
nized URL, Clinic name, profile photo and

VSee Clinic

VSee Clinic Setup for Providers

Info! Thank you for signing up! An activation email has been sent to you. Please check your inbox.

Do not receive the email? Try resend again or contact our customer support at help@vsee.com

VSee Sales <noreply@vsee.com>
to jaslyn+vptest1

3:43 PM (1 minute ago) ☆ ↶ ⋮

Welcome to VSee!

You have recently signed up for VSee Clinic. Please note that your activation link expires after 24 hours.

Complete your registration now:

Complete Setup

or you can copy and paste this link in your browser:
https://clinic-setup.vsee.me/pages/clinic_setup?template_code=v9778p05djukrddc62zzdxpts0m8x&token=eyJlbWFpbC6I6Imphc2x5bWl2CHRlc3QxQHZzZWVhYWluY29llmY3JlYXRlZFRhdCI6MTU4OTp3Nzc3NSwiaGFzaCI6IjI1N2wMmQ0MTA5YyZmDhINGZlZGU2OThMmY2M2NjIn0=

VSee Clinic



See: Automatically send Business Associate Agreement to the registered email

VSee Clinic Setup for Providers

Work Email *

First Name *

Last Name *

Password *

No. of Providers *

Are you a physician *
 Yes No

Specialty *

Other Specialty/Service Type (Please Specify Below)
(optional)

I agree with the [Terms of Services](#), including



See: Clinic set up – Providers can add
nized URL, Clinic name, profile photo and

Set Up Your Clinic

- 1 Clinic Name**
- 2 Choose Your Clinic URL**
- 3 Upload Your Profile Picture (Size limit: 10M)**
Drag and Drop files here
Or [Click Here](#) to browse files
- 4 Your Bio**

SAVE AND PREVIEW

VSee Clinic For Provider Help Test Computer Login Sign Up


Welcome to Jaslyn Test's Waiting Room Room code: DG3HU

Video visit with your provider when you need it, where you need it.
Current number of patients waiting: 0
If this is an emergency, please call 911.

ENTER WAITING ROOM

BOOK APPOINTMENT

Our Providers


 **Jaslyn Test**
● Offline **SEND MESSAGE**

NEXT



/See: Secured payment page

VSee Clinic






Your clinic is successfully set up!

Your patient-facing clinic URL is:
<https://jaslyn-bvc-vp.vsee.me/u/clinic>

Your BAA and welcome onboarding email was sent to: jaslyn+vpctest1@vseeab.com
If you do not receive these emails within 30 minutes, contact help@vsee.com.

[PROCEED TO PAYMENT](#)

CLINIC BASIC (MONTHLY)

Card Number *

Expiration Month * Expiration Year * CVV *

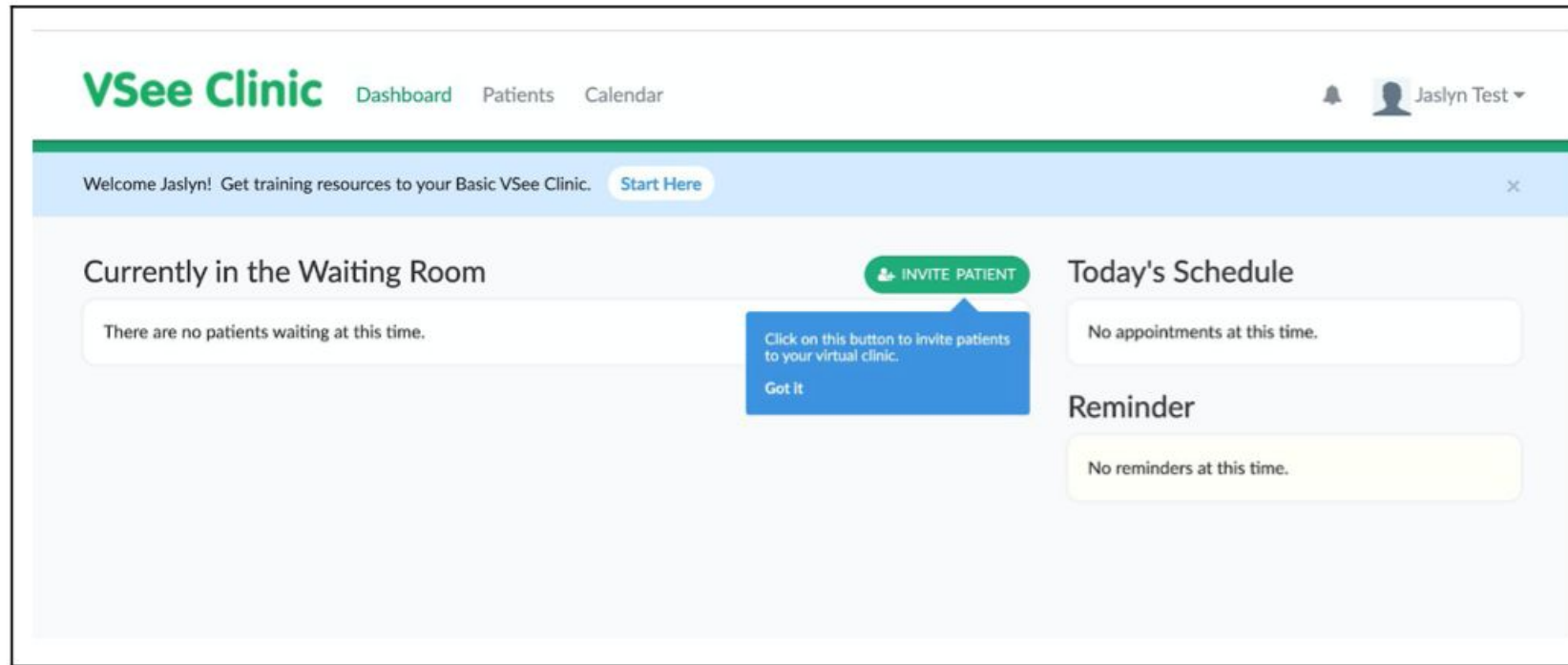
Order Summary

| | |
|------------------------|--------------------|
| Clinic Basic (Monthly) | \$49.00 USD |
| Subtotal | \$49.00 USD |
| Order Total | \$49.00 USD |

[SUBSCRIBE TO VSEE](#)



VSee: Training resources link for the Basic VSee (video and manuals):



<https://vsee.com/tutorials/bvc>